

### Tools Required

10mm, 13mm, 16mm Socket
10mm, 16mm Wrench
Ratchet
Torque Wrench



### Notes

Read this instruction carefully before starting installation.  
Proper tools will improve the quality of installation and reduce time required.  
If missing parts or any damage found, please take a picture and contact us.

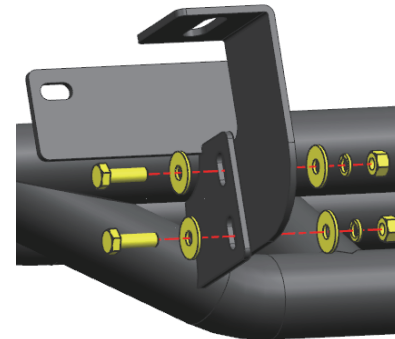
### Step 1:

1. Remove factory rock rails if equipped. Three mounting positions each side.
2. Remove (6) M6 hex nuts on rocker panel and (3) M8 hex bolts on body frame.

**Note:** The step bar and factory rock rail cannot coexist.

### Step 2:

1. Attach proper bracket to the step bar and secure with (2) M10×30 hex bolts, (4) M10×25 flat washers, (2) M10 lock washers, (2) M10 hex nuts.
2. Repeat to install all brackets. Do not fully tighten.



Rear Driver Side



Front Driver Side



Center Driver Side

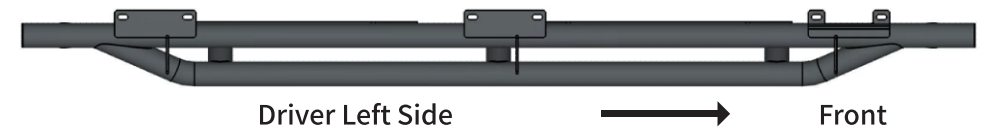


Rear Driver Side




### Note:

Verify the direction of the brackets and step bars before installation.



### Step 3:

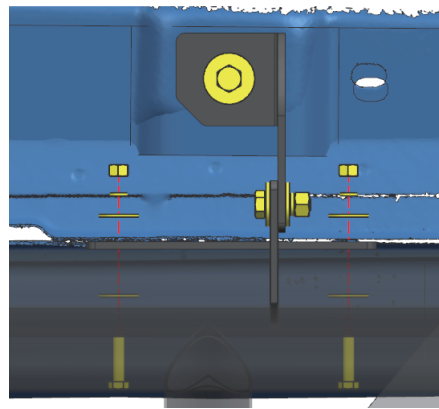
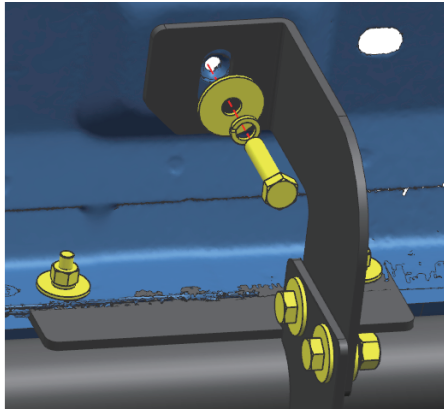
1. With assistance, lift and attach step bar to the rocker panel.
2. Align the mounting holes on brackets with holes on rocker panel.



Front

**Step 4:**


1. Secure step bar on body panel with (3) M8×35 hex bolts, (3) M8×28 flat washers, (3) M8 lock washers.
2. Secure step bar on rocker panel with (6) M6×25 hex bolts, (12) M6×22 flat washers, (6) M6 lock washers, (6) M6 hex nuts.



Center Driver Side

**Step 5:**

1. Tighten M6 hex bolts and nuts with 7 ft. lbs. torque.
2. Tighten M8 hex bolts with 15 ft. lbs. torque.
3. Tighten M10 hex bolts and nuts with 31 ft. lbs. torque.
4. After the step bar installed, periodic check to ensure all mounting hardware remains secure and tight.

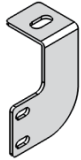
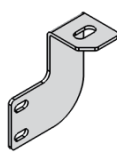
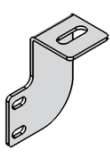
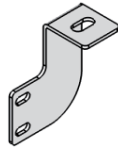
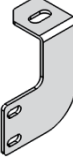
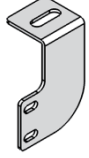

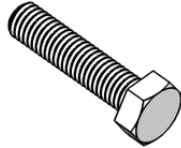
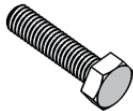
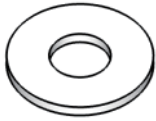

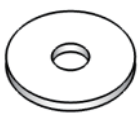

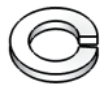





Driver Left Side



Front

**Part List:**

					
Front Driver Side Bracket	×1	Center Driver Side Bracket	×1	Rear Driver Side Bracket	×1
					
Front Passenger Side Bracket	×1	Center Passenger Side Bracket	×1	Rear Passenger Side Bracket	×1
					
M10×30 Hexagon Bolt	×12	M8×35 Hexagon Bolt	×6	M6×25 Hexagon Bolt	×12
					
M10×25 Flat Washer	×24	M8×28 Flat Washer	×6	M6×22 Flat Washer	×24
					
M10 Lock Washer	×12	M8 Lock Washer	×6	M6 Lock Washer	×12
					
M10 Hexagon Nut	×12	M6 Hexagon Nut	×12		