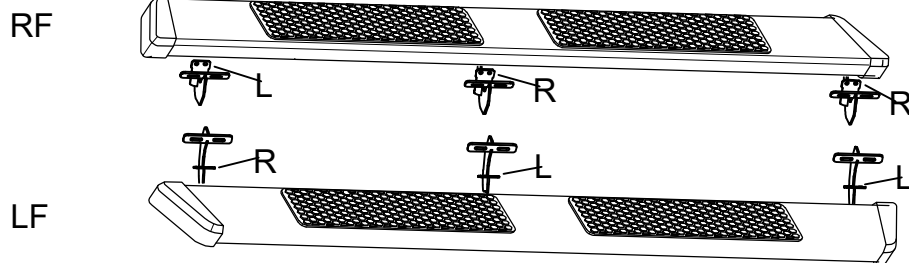
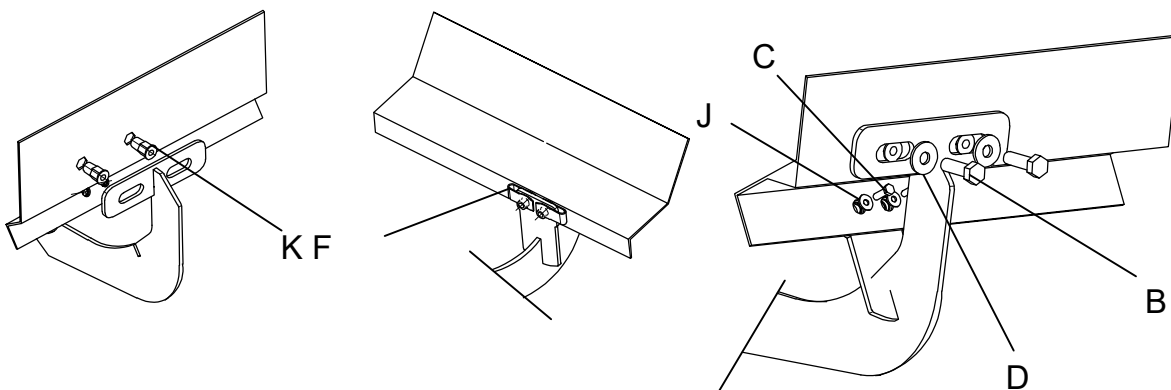


INSTRUCTION

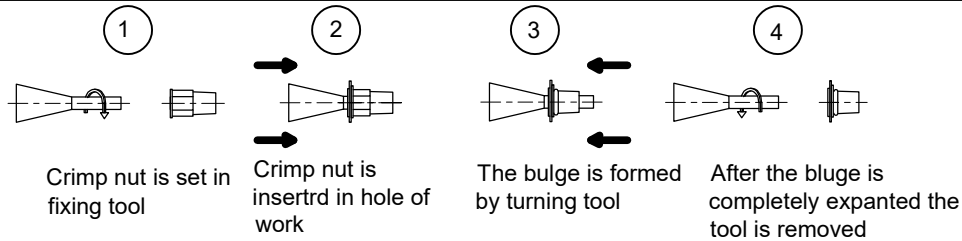


screws install on the car

B	8*30	C	6*30
12pcs		12pcs	
D	M8*22	F	M6*25
12pcs		12pcs	



J	M6*16
12pcs	
K	M8*13
12pcs	

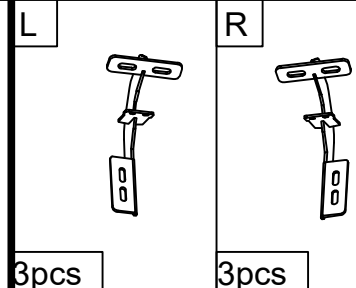


1
Crimp nut is set in fixing tool

2
Crimp nut is inserted in hole of work

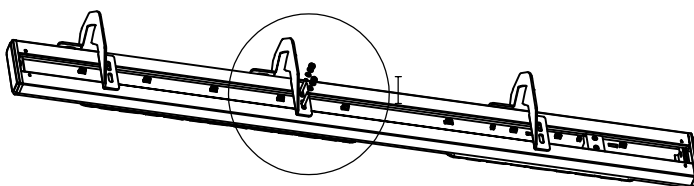
3
The bulge is formed by turning tool

4
After the bulge is completely expanded the tool is removed



3pcs

3pcs



E D B

screws install on the nerf bar

B	8*30	D	M8*22	E	8*2
12pcs		12pcs		12pcs	