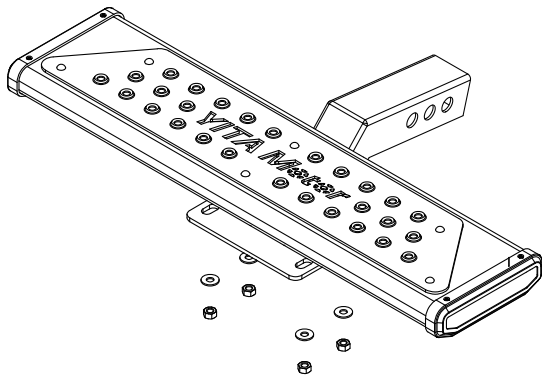


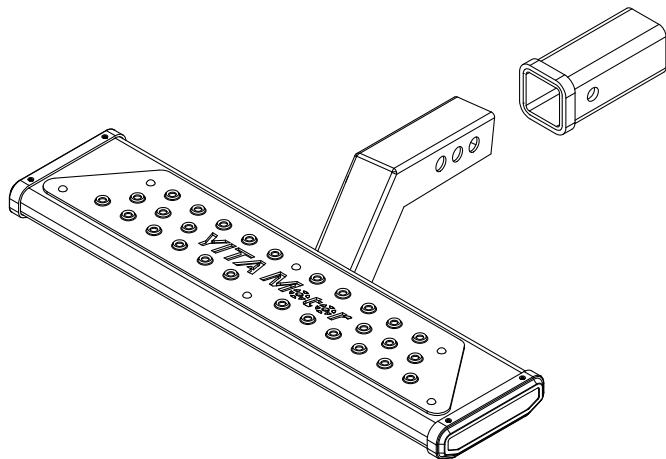
## Step 1:

1. Assemble the hitch step bar using (4) M8 hex nuts, (4) M8 flat washers.
2. Tighten to 15 ft. lbs. torque.



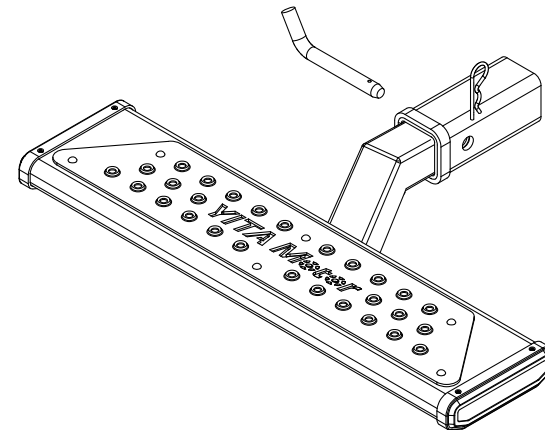
## Step 2:

1. Insert the hitch step into the trailer hitch receiver.



## Step 3:

1. Insert the hitch lock pin after the hitch step is adjusted to the proper mounting hole.
2. Secure the hitch lock pin using the R-ring.



## Step 4:

1. Install the anti-rattle bracket is highly recommended.
2. Tighten to 15 ft. lbs. torque.

