

Pure & Easy





ASSEMBLY INSTRUCTIONS



NOTICE

IMPORTANT, RETAIN FOR FUTURE REFERENCE: READ CAREFULLY
WICHTIG, FÜR SPÄTERE NACHSCHLAGE AUFBEWAHREN: SORGFÄLTIG LESEN
IMPORTANTE, GUARDAR PARA REFERENCIA FUTURA: LEER ATENTAMENTE
IMPORTANTE, CONSERVARE PER RIFERIMENTI FUTURI: LEGGERE ATTENTAMENTE
IMPORTANT, À CONSERVER POUR RÉFÉRENCE FUTURE : LIRE ATTENTIVEMENT





Assemble on a flat, clean and soft surface.

Auf einer flachen, sauberen und weichen Oberfläche zusammenbauen.

Assembler sur une surface plate, propre et douce.

Assemblare su una superficie piatta, pulita e morbida.

Ensamblar sobre una superficie plana, limpia y suave.



Professional installation is highly recommended.

Eine professionelle Installation wird dringend empfohlen.

Une installation professionnelle est fortement recommandée.

Si raccomanda vivamente l'installazione professionale.

Se recomienda altamente la instalación profesional.




Periodically Check That All Components Are Tightly Secured.

Überprüfen Sie Regelmäßig, Dass Alle Komponenten Fest Gesichert Sind.

Vérifiez Périodiquement Que Tous Les Composants Sont Bien Fixés.

Controllare Periodicamente Che Tutti I Componenti Siano Ben Fissati.

Verifique Periódicamente Que Todos Los Componentes Estén Bien Asegurados.



SKID STEER HAY SPEAR QUICK TACH ATTACHMENT



IMPORTANT SAFETY INFORMATION

THESE ARE STANDARD PRACTICES THAT MAY NOT APPLY TO THE PRODUCTS DESCRIBED IN THIS MANUAL.

SAFETY AT ALL TIMES

Thoroughly read and understand the instructions given in this manual before operation. Refer to the “Safety Label” section, read all instructions noted on them. Do not allow anyone to operate this equipment who has not thoroughly read and comprehended this manual. Do not allow anyone who has not adequately trained in the safe operation of the equipment.

- 1 The operator should be familiar with all functions of the unit.
- 2 Operate implement from the driver's seat only.
- 3 Make sure all guards and shields are in place and secured before operating the tool.
- 4 Do not leave a tractor or implement unattended with the engine running.
- 5 Dismounting from a moving tractor could cause severe injury or death.
- 6 Do not allow anyone to stand between tractor and implement while backing up to implement.
- 7 Keep hands, feet, and clothing away from power-driven parts.
- 8 Wear snug-fitting clothing to avoid entanglement with moving parts.
- 9 Watch out for wires, trees, etc., when raising implements. Make sure all persons are clear of the working area.
- 10 Turning the tractor too tight may cause implement to ride upon wheels. This activity could result in injury or equipment damage.
- 11 Do not carry passengers on the tool at any time.



LOOK FOR THE SAFETY ALERT SYMBOL

The SAFETY ALERT SYMBOL indicates a potential hazard to personal safety, and individuals must take safety precautions. When you see this symbol, be alert and carefully read the message that follows it. In addition to the design and configuration of equipment, hazard control and accident prevention depend on the awareness, concern, prudence, and proper training of personnel involved in the operation, transport, maintenance, and storage.

BE AWARE OF SAFETY ALERT WORDS

DANGER:Indicates imminently hazardous practices. A situation that, if not avoided, will result in death or severe injury. The signal word is limited to the most extreme situation, typically for machine components that, for functional purposes, cannot be guarded.

WARNING:Indicates a potentially hazardous situation that, if not avoided, could result in death or severe injury, and includes hazards that are exposed when guards remove. Use warnings to alert against unsafe practices.

CAUTION: Indicates a potentially hazardous situation that may result in minor or moderate injury if not avoided. It may also be used to alert against unsafe practices.

FOR YOUR PROTECTION

Thoroughly read and understand the 'Safety Label' section, including all instructions provided.

SHUTDOWN AND STORAGE

- 1 Lower the machine to the ground, engage the tractor's parking brake, switch off the engine, and remove the key.
- 2 Detach and store implements in an area where children typically do not play.

USE SAFETY LIGHTS AND DEVICES

- 1 Slow-moving tractors, self- propelled equipment, and towed implements can create a hazard when driven on public roads. They are challenging to see, especially at night.
- 2 Flashing warning lights and we recommend turn signals whenever driving on the public road.

TRANSPORT MACHINERY SAFELY

- 1 Comply with state and local laws
- 2 The maximum transport speed for implement is 20 mph, Do not exceed. Never travel at a rate that does not allow adequate control of steering and stopping. Some rough terrain requires a slower speed.
- 3 Sudden braking can cause a towed load to swerve and upset. Reduce speed if the towed load is not equipped with brakes.

Use the following maximum speed - tow load weight ratios as a guideline:

- 1 20 mph when weight is less than or equal to the weight of the tractor.
- 2 10 mph when weight is double the weight of the tractor.

IMPORTANT: Do not tow a load that is more than double the weight of the tractor

KEEP RIDERS OFF MACHINERY

- 1 Riders obstruct the operator' s view; they could be struck by foreign objects or thrown from the machine.
- 2 Never allow children to operate equipment.
- 3 Practice Safe Maintenance.
- 4 Understand procedure before doing work. Use proper tools and equipment; refer to Operator' s Manual for additional information.

-
- 5 Work in a clean, dry area
 - 6 Lower the implement to the ground, put the tractor in park, turn off the engine, and remove the key before maintenance.
 - 7 Allow implement to cool completely.
 - 8 Do not grease or oil implement while it is in operation.
 - 9 Inspect all parts. Make sure details are in good condition and installed correctly.
 - 10 Remove the buildup of grease, oil, or debris.
 - 11 Remove all tools and unused parts from implementation before operation.

PREPARE FOR EMERGENCIES

- 1 Be prepared if a fire starts.
- 2 Keep a first aid kit and fire extinguisher handy
- 3 Keep emergency numbers for doctor, ambulance, hospital, and fire department near the phone.

WEAR PROTECTIVE EQUIPMENT

- 1 Wear protective clothing and equipment appropriate for the job. Avoid loose-fitting clothing.
- 2 Prolonged exposure to loud noise can cause hearing impairment or hearing loss. Wear suitable hearing protection such as earmuffs or earplugs.
- 3 Operating equipment safety requires the full attention of the operator. Avoid wearing radio headphones while operating machinery.

AVOID HIGH-PRESSURE FLUIDS HAZARD

- 1 Escaping fluid under pressure can penetrate the skin causing severe injury.
- 2 Avoid the hazard by relieving pressure before disconnecting hydraulic lines or performing work on the system.
- 3 Ensure all hydraulic fluid connections are tight and all hydraulic hoses and lines are in good condition before applying pressure to the system.
- 4 Use a piece of paper or cardboard, NOT BODY PARTS, to check for suspected leaks.
- 5 Wear protective gloves and safety glasses or goggles when working with hydraulic systems.
- 6 If an accident occurs, see a doctor immediately. Remember, any fluid injected into the skin must be treated within a few hours, or gangrene may result.

TIRE SAFETY

- 1 Tire changing can be dangerous, and trained personnel should be the only ones using correct tools and equipment.
- 2 When inflating tires, use a clip-on chuck and extension hose long enough to allow you to stand to one side and not in front of or over the tire assembly. Use a safety cage if available.
- 3 When removing and installing wheels, use wheel handling equipment adequate for the weight involved.

ACKNOWLEDGEMENT OF RISK AND RELEASE OF LIABILITY

The use of any equipment, including this one, involves the potential risk of injury. Apart from any warranty claim that might be presented for a claimed defect in material or workmanship of the product, you accept and assume full responsibility for any and all injuries, damages (both economic and non-economic), and losses of any type, which may occur, and you fully and forever release and discharge, its insurers, employees, officers, directors, associates, and agents from any and all claims, demands, damages, rights of action, or causes of action, present or future, whether the same be known or unknown, anticipated, or unanticipated, resulting from or arising out of the use of said equipment.

This equipment must be used with care by capable and competent individuals under supervision, if necessary.

WARNING



Do not overfill!
Mower should be level
when checking oil in gear box.



Some activities might be able to
cause electric shock.



Sharp objects may be involved.
Use protective cover during maintenance.

HELP CENTER



Inquiry



Assembly issue



Missing parts

If you encounter any difficulties during assembly, please contact us.

Wenn Sie während der Montage auf Schwierigkeiten stoßen, kontaktieren Sie uns bitte.

Si vous rencontrez des difficultés lors du montage, veuillez nous contacter.

Se incontri difficoltà durante il montaggio, ti preghiamo di contattarci.

Si encuentras alguna dificultad durante el ensamblaje, por favor contáctanos.

DISCLAIMER

Manufacturer and seller expressly disclaim any and all liability for personal injury, property damage or loss, whether direct, indirect, or incidental, resulting from the incorrect attachment, improper use, inadequate maintenance, unapproved modification, or neglect of this product.

Der Hersteller und Verkäufer lehnen ausdrücklich jegliche Haftung für Personenschäden, Sachschäden oder Verluste ab, egal ob direkt, indirekt oder zufällig, die durch falsche Anbringung, unsachgemäßen Gebrauch, unzureichende Wartung, nicht genehmigte Änderungen oder Vernachlässigung dieses Produkts entstehen.

El fabricante y vendedor renuncian expresamente a toda responsabilidad por lesiones personales, daños materiales o pérdidas, ya sean directos, indirectos o incidentales, derivados de la incorrecta colocación, uso inadecuado, mantenimiento insuficiente, modificación no aprobada o negligencia de este producto.

Il produttore e il venditore declinano espressamente ogni responsabilità per lesioni personali, danni materiali o perdite, dirette, indirette o incidentali, derivanti dall'errato fissaggio, uso improprio, manutenzione inadeguata, modifica non autorizzata o negligenza di questo prodotto. Le fabricant et le vendeur déclinent expressément toute responsabilité en cas de blessures corporelles, de dommages matériels ou de pertes, qu'ils soient directs, indirects ou accessoires, résultant de la fixation incorrecte, de l'utilisation inappropriée, de l'entretien insuffisant, de la modification non approuvée ou de la négligence de ce produit.